

National DHI test-day somatic cell count averages 200,000

According to new analysis of DHI test-day records by the USDA's Animal Improvement Laboratory, the average test-day SCC in the U.S. declined by 17,000 cells per mL in 2012 to 200,000. The analysis showed that 42 states had lower average test-day somatic cell counts than in 2011.

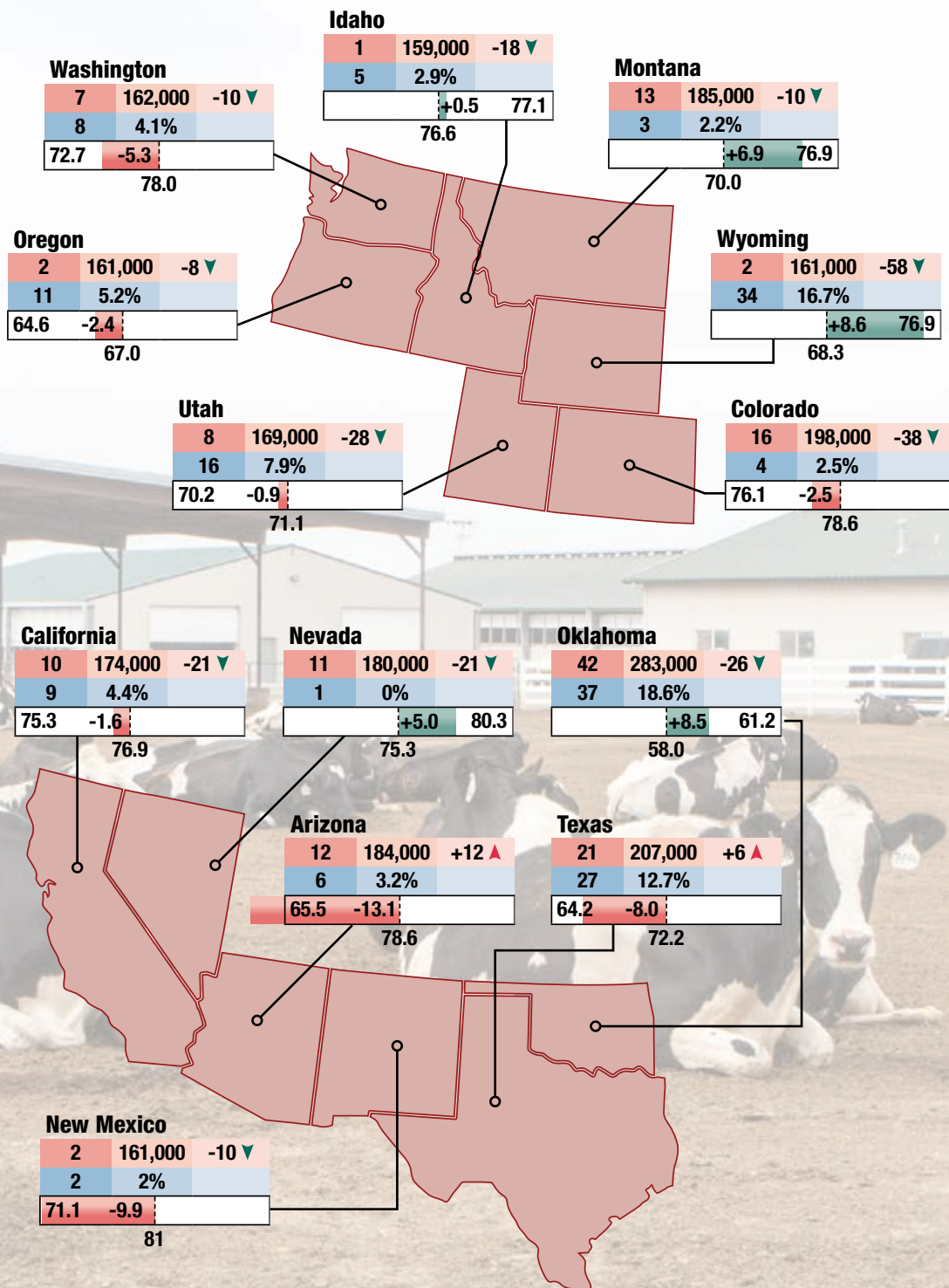

Legend		
State ranking – avg. test-day SCC	Avg. test-day SCC (cells/mL)	Avg. test-day SCC change from 2011 (in thousands of cells/mL)
United States	200,000	-17
State ranking – % of test days with SCC over 400,000	12%	74.2
% of test days with SCC over 400,000	+3.1	71.1
	Difference between DHI and USDA avg. daily milk (in lbs)	USDA avg. daily milk* (in lbs)

*Assumes a 305-day lactation

If the difference between the DHI average daily milk is more than the USDA average daily milk, it could indicate a higher level of participation in DHI testing by the state's higher production dairies. If the difference between the DHI average daily milk is less than the USDA average daily milk, it could indicate a lower level of participation in DHI testing by the state's higher production dairies.

Source: 2013 AIPL Research Report SCC14

Statistical ties are represented by the same numerical ranking.



DCC Waterbeds™

Dual Chamber Cow Waterbeds

Feel the difference.

Cow comfort, cow comfort, and cow comfort are the top three priorities when choosing a bedding system. DCC Waterbeds are the most comfortable manmade bedding surface on the market today. Why? The nature of water and the flexibility of the rubber allow the bed to move **WITH** the cow's skin. This literally floats the pressure points, promoting circulation to the udder and helping prevent swollen hocks and knees.

DCC Waterbeds are NOT mattresses. They will not pack, they have no top cover, and they need little to no additional bedding to provide superior cow comfort.

Compared to sand, DCC Waterbeds provide similar cow comfort benefits, but without the expensive equipment or ongoing maintenance, labor, and manure management costs. Want proof? Visit <http://bit.ly/pdcompare>



She literally floats: A look inside a DCC Waterbed.

Read what an Ohio producer has to say about DCC Waterbeds at <http://bit.ly/conradohio> or scan the QR code:



343 Wengel Drive | Reedsburg, WI 53959 | Ph: +1 (608) 524.9958 | Toll free (US only): 1 (866) 524.6575
www.DCCWaterbeds.com | www.facebook.com/DCCWaterbeds | www.youtube.com/DCCWaterbeds | www.AdvancedComfortTechnology.com

Vermont	New Hampshire	Connecticut	Massachusetts	Rhode Island
2 161,000 -15 ▼	15 196,000 -5 ▼	24 210,000 -12 ▼	17 204,000 -10 ▼	9 170,000 +12 ▲
12 6.1%	14 7.1%	19 10.2%	17 8.3%	13 6.8%
+5.9 69.2	+6.2 70.6	+4.6 69.8	+4.9 64.7	+4.3 64.3
63.3	64.4	65.2	59.8	60.0

Minnesota
30 242,000 -22 ▼
33 16.6%
+9.7 73.7
64.0

Nebraska
17 204,000 -28 ▼
20 10.8%
+3.9 73.3
69.4

South Dakota
27 222,000 -33 ▼
31 14.9%
+5.1 75.2
70.1

North Dakota
32 244,000 -35 ▼
7 3.8%
+8.5 71.7
63.2

Iowa
21 207,000 -20 ▼
27 12.7%
+4.1 75.3
71.2

Wisconsin
23 208,000 -15 ▼
24 11.8%
+9.1 79.4
70.3

Michigan
2 161,000 -12 ▼
10 4.9%
+1.6 79.3
77.7

Indiana
25 212,000 -27 ▼
30 12.9%
+4.3 74.4
70.1

Illinois
26 217,000 -22 ▼
20 10.8%
+8.9 72.9
64.0

Kansas
35 253,000 -23 ▼
32 15.1%
-4.4 71.1
71.1

Missouri
38 271,000 -47 ▼
40 21.6%
+12.6 61.6
49.0

Ohio
19 206,000 -19 ▼
18 9.8%
+6.6 71.6
65.0

Kentucky
34 251,000 -34 ▼
38 19.4%
-16.9 66.5
49.6

Tennessee
45 323,000 -6 ▼
45 30.2%
+8.4 61.2
52.8

Mississippi
33 245,000 -13 ▼
26 12.4%
-15.8 62.9
47.1

Louisiana
47 347,000 +1 ▲
48 37.5%
-10.8 54
43.2

Arkansas
44 316,000 -57 ▼
46 32.8%
+9.4 53
43.6

West Virginia
43 296,000 -15 ▼
43 25.7%
+7.7 59.5
51.8

Maine
14 190,000 -6 ▼
23 11.4%
+6.9 67.8
60.9

New Jersey
40 276,000 -11 ▼
38 19.4%
+3.6 64.5
60.9

New York
19 206,000 -7 ▼
22 11%
+5.0 75.9
70.9

Pennsylvania
27 222,000 -15 ▼
25 11.9%
+6.8 71.0
64.2

Virginia
36 261,000 -17 ▼
35 16.9%
+10.0 69.0
59.0

Delaware
30 242,000 -5 ▼
15 7.5%
+9.0 71.8
62.8

North Carolina
39 272,000 +4 ▲
36 18.3%
+0.9 67.9
67.0

Maryland
29 234,000 -4 ▼
29 12.8%
+4.1 67.0
62.9

Georgia
41 280,000 -8 ▼
41 23.9%
+4.4 67.1
62.7

South Carolina
46 334,000 NC
44 29%
+6.5 63.3
56.8

Florida
37 267,000 -23 ▼
42 24.3%
+6.1 68.4
62.3

Alabama
48 391,000 -23 ▼
47 34.6%
+6.1 49.4
43.3



Making DOLLARS and sense to dairymen

One person can mow, pick-up and green feed without getting out of tractor.

- For the Pottinger dealer nearest you please call: (805) 345-5843 or (219) 707-5094
- Now with a **wholegoods and parts warehouse** in **Lemoore, California**

POTTINGER PURE PERFORMANCE



Van Langen Dairy

Edgar, Wisconsin

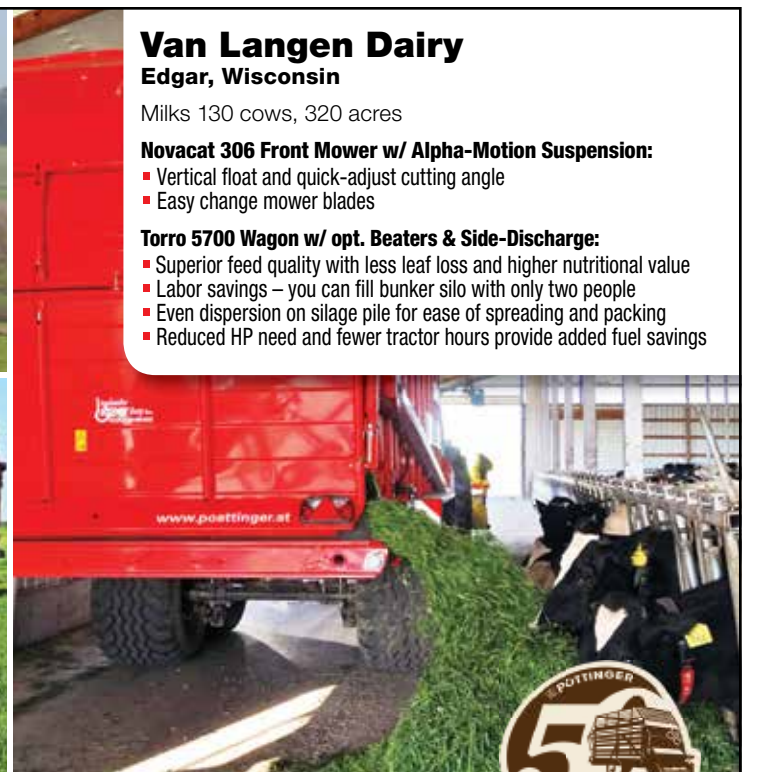
Milks 130 cows, 320 acres

Novacat 306 Front Mower w/ Alpha-Motion Suspension:

- Vertical float and quick-adjust cutting angle
- Easy change mower blades

Torro 5700 Wagon w/ opt. Beaters & Side-Discharge:

- Superior feed quality with less leaf loss and higher nutritional value
- Labor savings – you can fill bunker silo with only two people
- Even dispersion on silage pile for ease of spreading and packing
- Reduced HP need and fewer tractor hours provide added fuel savings



View the complete line of products at www.pottinger.us