

Features and Icons







NAVIGATING THE PLATFORM

Features and Icons

Tips for Using the Platform

View Dairy Operations Data

Platform Configuration Options

Icon	Description
	VAS logo button. Located in top left corner of the screen. Click this button to go to your User Account Home screen.
	VAS Platform Notifications button. Located in the top navigation bar, toward the right side of the screen. NOTE: This feature is not yet available. Coming soon in a future release!
	Integration Status button. Located in the top navigation bar, toward the right side of the screen. If the status icon is green, it indicates that data is currently synchronized for the default platform zone. Click this button to view the date and time that data was last synchronized between the VAS Platform and DairyComp, FeedComp, and ParlorComp. See also When was my data last synchronized?
	Integration Status button in error state. If the Integration Status button is blinking red, it indicates that a synchronization error has occurred. Click the Integration Status button to view the sync error date, time, and location. When the error has been corrected, the system displays the date and time that synchronization was restored. See When was my data last synchronized? for more information. The VAS team actively monitors Platform connections and will repair any synchronization errors as soon as possible. However, if Platform sync remains in error state for an extended period of time, please use the information from the Integration Status window when you contact VAS for help.
	VAS Platform Help button. Located in the top navigation bar, toward the right side of the screen.
	Dairy Home button. Click this button to switch dairies: 